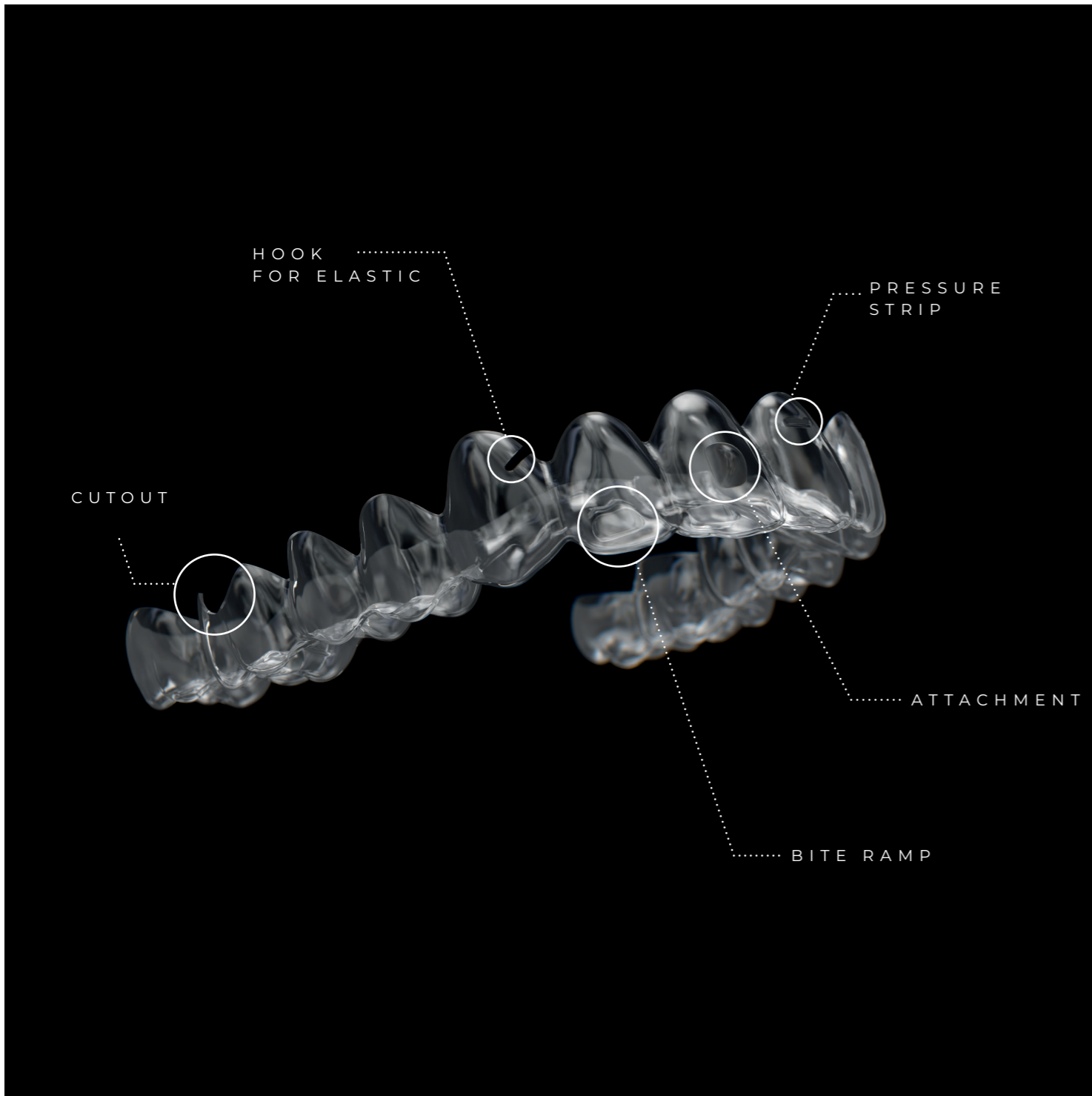


sm;)ers
EXPERT



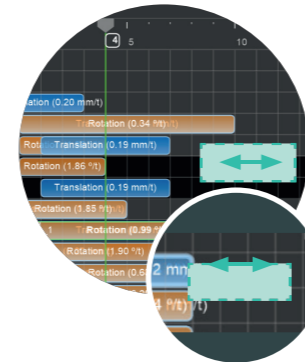


OUR EXPERTISE



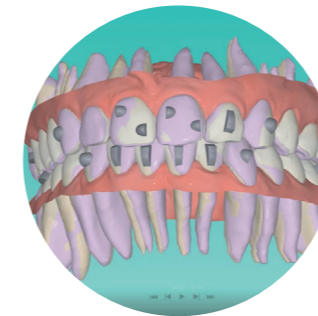
REAL ROOT SEGMENTATION

Overlay true roots with .DICOM and .STL impressions files for an improved predictability*.



TIMELINE MODIFICATION

Freedom to modify the timeline at your convenience. Control each step and define your treatments time.



OVERLAY OF SETUPS

Comparison of multiple treatment plans at any time.










*Compared to treatments developed with the previous version, with no root segmentation nor movement visualisation - Study from Angela Chiara D'Alessandro and others «Integrating CBCT and Virtual Models for Root Movement with Clear Aligners» - Journal of clinical orthodontics (jco-online.com), March 2020.



- ✓ Web-based
- ✓ Free
- ✓ Compatible with MAC and PC
- ✓ CBCT integration
- ✓ Overlay of setups

SMILE SET UP

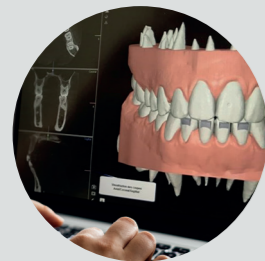
THE BEST OF NEMOCAST,
OUR 3D PROPRIETARY SOFTWARE

-  — **Modification of teeth and roots position**
-  — **Management of attachments** (lingual or palatal placement), buttons, hooks, pressure strips, occlusal wedge, bite ramp
-  — **Timeline visualisation** and adjustment of possible movements (possibilities to accelerate and decelerate)
-  — **Display of interdental or interproximal spaces**
-  — **Indication of movements**, analysis of the movement complexity
-  — **Control of occlusal contacts**
-  — **Bolton analysis**
-  — **Grid**, guide and smile line
-  — **Various analysis** (Andrews...)

NEMOSTUDIO

UNIQUE PLATFORM, OPEN & FLEXIBLE
 PROPRIETARY MULTIDISCIPLINARY SOFTWARE

Connection of our system to all software
Possibility to plan your surgical cases.




NemoCast
 Digital orthodontics


- ✓ **Indirect placement of braces:** for fast, precise and planned positioning
- ✓ **Attachments library:** all brands integrated
- ✓ **Virtual treatment plan with aligners or braces**
- ✓ **3D visualisation** of the treatment progress over time



NemoCeph
 Digital cephalometry

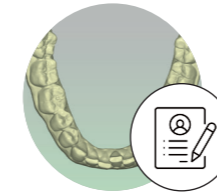


NemoFab
 Digital orthognaty
Possibility to interact with maxillofacial surgeons

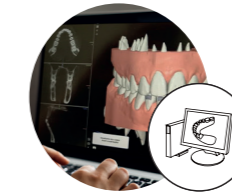


NemoFabOrtho
 Advanced orthodontic analysis

FREE TO CHOOSE YOUR FLOW




PREPARATION



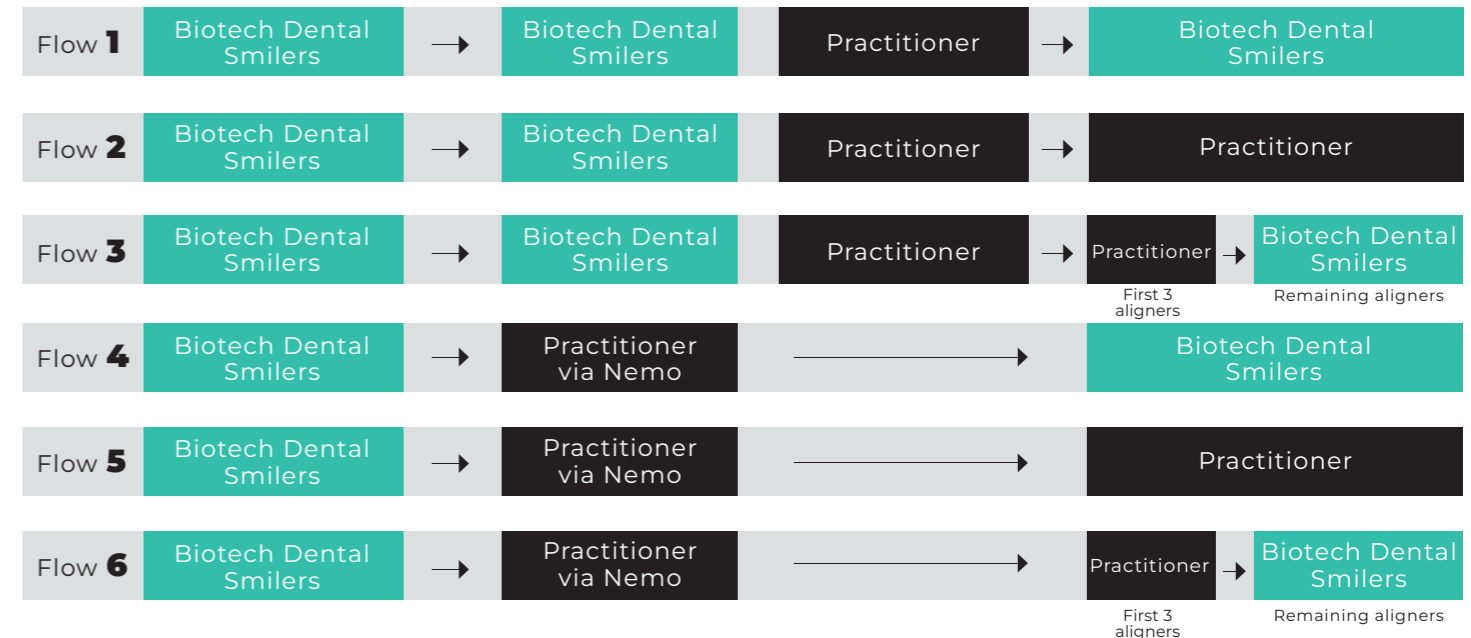
PLANNING



MODIFICATION
 VIA SMILE SET UP



IMPRESSION



EVEN MORE

+ MORE SAFETY

Our aligners benefit from a **unique and proprietary cleaning process**, and are **BPA free** for maximum safety.



+ MORE ADAPTATION

A **selection of thickness** (top and bottom can be separated and modified according to the treatment phase and time):

- 0.6 mm
- 0.8 mm
- 1 mm (extra-rigid)



+ MORE FLEXIBILITY

Separating aligners tray releases with the manufacture of aligners, 10 by 10.



+ MORE TRANSPARENCY

3D stereolithography impression: Smoother surface for your aligners to remain transparent.

Transparent aligner after 14 days soaked in coffee.
According to study: 010-R v.00 Test Report: Aligners' Coloration Testing.

Smilers® aligner



Competitor aligner

+ MORE COMFORT

Aligners inspired by French haute couture **cut along the neck and hand-polished**.



+ MORE SECURITY

Secured data hosting in France: optimal availability of data and control of energy costs. An **ISO 27001** and **HDS*** certified solution. In compliance with the **GDPR****.



+ MORE EFFICIENCY

Our plastic maximises **the surface and the contact time** with teeth.

Rigid enough to perform all movements from the treatment plan.



+ MORE EXPERTISE

Treatment plans **developed by Smilers® orthodontists**, available via the hotline.



MADE IN FRANCE QUALITY



FRENCH ALIGNERS OF HIGH-QUALITY

Granted with the ISO 13485 certification proving the qualitative production of our aligners.



MADE IN FRANCE GUARANTEE

Our custom-made aligners have the «Origine France Garantie» certification.



CE

Our aligners are manufactured from a CE certified plastic.



BPA FREE

Bisphenol A free: the safety of our patients is our priority.



ECORESPONSIBLE



LIMITING WASTE

For complex cases, **separate aligners tray releases** and receive your aligners 10 by 10.



LIMITING ENVIRONMENTAL IMPACT

- Brochures are printed with vegetable-based ink,
- Our new factory is eco-friendly.



BIOTECH DENTAL RECYCLING

The first aligner company in the world* to recycle its industrial scraps.



LIMITING CARBON FOOTPRINT

Our aligners are made in France.

Not available in all countries, please contact your local representative
*according to the competition study

OUR RANGE OF RETAINERS

SMILERS® FIL



- ✓ Digitally custom-made.
- ✓ Passive: does not apply force on teeth.
- ✓ Made of metal, very strong: 3 strands twisted.
- ✓ Direct or indirect wire positioning.

RETAINER




- ✓ 1 mm thickness.

SMILERS® FIX



- ✓ Tailored system.
- ✓ Discreet and resistant.
- ✓ Extra thin.
- ✓ With or without hooks.

SMILERS® FINISHER



- ✓ Custom-made, in silicone.
- ✓ For finishing phase or contention.
- ✓ Set up for small treatments.

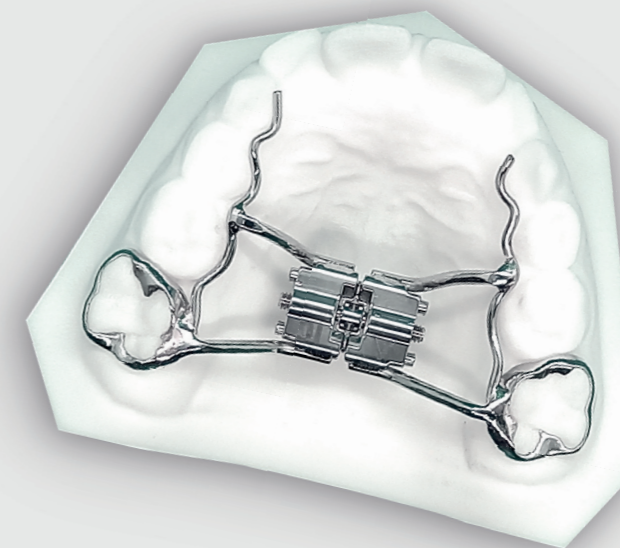
SMILERS® LAB BY AXE ORTHO

OUR 100% DIGITAL ORTHODONTIC LABORATORY

- ✓ Classic braces

- ✓ CAM braces

- ✓ Digital Additive Manufacturing Expander - DAME



YOUR INTRAORAL SCANNER WILL BE OURS

Our system is **OPEN** and accepts files from **ALL** intraoral scanners.



WOW®
Complete integration with a direct connection to Smilers®



3Shape TRIOS
Complete integration with a direct connection to Smilers®



WOW®

- ✓ Scanner adapted **for small mouth**
- ✓ Changing interface **for kids**

3shape **ODFrance**
ORTHODONTIE DIGITALE

- ✓ **The reference** for adult intraoral scanner
- ✓ **The orthodontists and orthotists choice**

ATP38®

BOOST ORTHODONTIC TREATMENT WITH PHOTOBIO-MODULATION

✓ Reduces inflammation and pain

✓ Helps bone healing

✓ Reduces treatment time^{1,2}: 1 week per aligner



Photobiomodulation or Low Light Level Therapy (LLLT) is a painless, athermic and non-invasive treatment.

Stimulating cellular regeneration through the diffusion of natural wavelengths.

¹Al-Dboush, Ra'ed, Anahita Naseri Esfahani, et Tarek El-Bialy. « Impact of photobiomodulation and low-intensity pulsed ultrasound adjunctive interventions on orthodontic treatment duration during clear aligner therapy »: The Angle Orthodontist 91, n° 5 (septembre 2021): 619 25.
²Caccianiga, G., C. Crestale, M. Cozzani, A. Piras, S. Mutinelli, A. Lo Giudice, et G. Cordasco. « Low-Level Laser Therapy and Invisible Removal Aligners ». Journal of Biological Regulators and Homeostatic Agents 30, n° 2 Suppl 1 (juin 2016): 107 13.

PATIENT WELCOME BOX

SUPPORT
YOUR PATIENTS WITH
COMFORT & PRACTICALITY

1 FREE BOX PER PATIENT



Aligners brush
made of 100% recycled and
recyclable plastic

Authentic
Marseille soap
from our native Provence

Protective
case

LAGALAXY BY BIOTECH DENTAL

AN INNOVATIVE TOOL FOR A MORE
CONNECTED AND COLLABORATIVE PRACTICE:
4.0 DENTISTRY

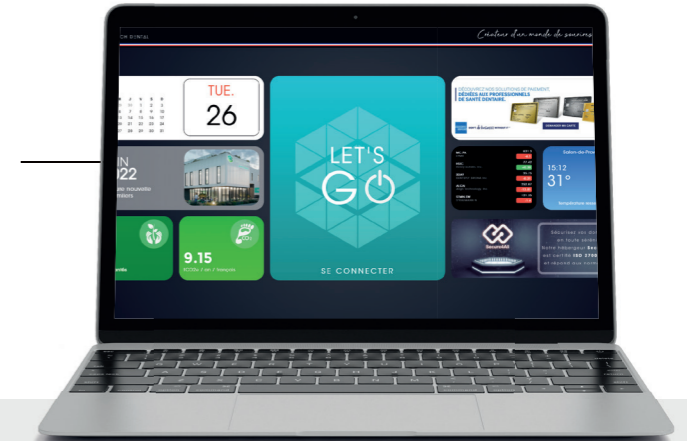
LaGalaxy is a secured digital ecosystem gathering
all Biotech Dental products, solutions and entities.

This platform provides practitioners with a centralized location for all
patient digital data, sales management (invoicing, order status, shipping
information), Smileys as well as many other applications.

FIND YOUR SMILEYS
IN YOUR SPACE

LaGalaxy

www.biotechgalaxy.com



1 Smiley = 1 euro

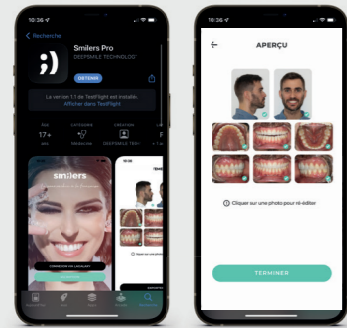
Can be used with all partners
brands.

YOUR LOYALTY IS REWARDED VIA:

- ✓ WOW® and 3Shape digital impressions (20 to 30 Smileys per impression).
- ✓ Biotech Dental Academy training courses.
- ✓ Roots segmentation.
- ✓ Before / after cases.

ARTIFICIAL INTELLIGENCE

DEDICATED TO ORTHODONTICS



SMILERS PRO PHOTO APPLICATION

SMILERS X UDINI

- ✓ Use your **smartphone iPhone / Android** to capture information.
- ✓ Automatic adjustment of photos (background, framing, ...) thanks to artificial intelligence.
- ✓ Photos **hosted for free and securely** on your Smilers® and LaGalaxy account.

INTELLIGENT ANALYSIS FOR DENTAL PANORAMICS

SMILERS X ALLISONE

- ✓ **Immediate and intelligent** analysis.
- ✓ **A faster and safer** reading.
- ✓ Dental plan automatically filled on your Smilers® space.



WHITENING & ALIGNMENT



COMFORT - PRACTICALITY - EFFICIENCY

- ✓ High viscosity gel **easy to apply**.
- ✓ Fluoride to **reduce sensitivity**.
- ✓ Kit of 4 syringes **convenient to carry**.
- ✓ Extended release **for a more lasting treatment**.
- ✓ Developed especially **for alignment aligners use**.



Biotech Dental Smilers
305, Allées de Craponne
13300 Salon de Provence - France

+33 (0)4 13 22 82 40

info@smilers-expert.com

Smilers_Aligners

Smilers Aligners

www.smilers.com

Smilers Ortho - 305, Allées de Craponne - 13300 Salon-de-Provence - A French company under the French law with a capital of 1,000 € - RCS Salon-de-Provence: 882559594 - SIRET: 88255959400016 - VAT number: FR65882559594.

Manufacturer of custom-made aligners Smilers®, et Smilers® Fix and retainers: Biotech Dental Smilers. Class IIa custom-made medical devices for dental alignment or immobilize and maintain the teeth position after orthodontics treatment. WOW® Manufacturer: Scan4all. Class I medical device for digital dentistry. CE. ATP38 Manufacturer: Swiss Bio Innov. Class IIa medical device. CE0459. Technology for medical applications: analgesic, anti-inflammatory, healing. Must be used by qualified and trained healthcare professionals. Protective eyewear must be worn by the practitioner and the patient. Contraindicated for patients with pacemakers, epileptic patients, pregnant women and prepubescent children. 3Shape TRIOS intraoral scanner is a class I medical device for dental care. ISO 13485 certified by the organism BSI. CE marking date: April 2015 TRIOS 3 - December 2018 TRIOS 4. Manufacturer: 3Shape TRIOS A/S. NemoStudio Suite manufactured by Software Nemotec, S.L. Diagnostic and treatment plan support tool for dentistry & oral and maxillofacial surgery. Class I medical device. CE2797. Pola For Aligners cosmetic. Manufacturer: SDI. ScanBox Pro class I medical device to be associated with a smartphone for scanning procedures (Phone support), and designed to move cheeks and lips away from the oral and labial surfaces of the teeth and gums during scanning procedures (Cheek Retractor Tube); performed and carried out with Dental Monitoring software. CE. Manufacturer: Dental Monitoring. All medical devices mentioned are for health professionals only. Carefully read the instructions on the IFU. No refund from french social security.

Non contractual visuals. Do not throw in public areas. Printed by VALLIERE - 163, Avenue du Luxembourg - ZAC des Molières - Miramas - France.