

NemoFAB|Ortho

Software for orthodontic diagnosis



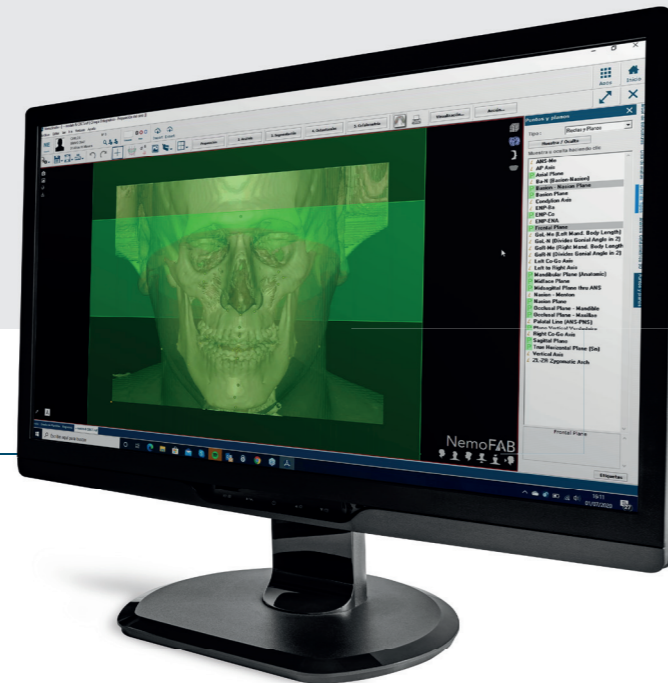
ADVANCED ORTHODONTIC
ANALYSIS

Orthodontic diagnosis, what is this?

Diagnosis in orthodontics is the main element to establish and specify the goals of a treatment. Thanks to **NemoFAB ORTHO** we can now know and recognize the etiology of the problems that arise and define the relationships between skeletal, dental, facial and functional, which play a fundamental role in specifying individual characteristics and considering an order of priority in the treatment plan.


When the orthodontic treatment comes to an end, the essential goals that must be achieved are:

- ✓ Function
- ✓ Stability
- ✓ Periodontal health
- ✓ Articular health
- ✓ Aesthetics



What is NemoFAB ORTHO software?

NemoFAB ORTHO is a software focused on orthodontics that allows the analysis and study of digital models, CAT scans and photographs in both 2D and 3D.



The intuitive interface offers dentists a repository of clinical records and visualizations that, together with the cephalometric analyzes, allows them to have total control of the diagnoses of each case.

In addition, **NemoFAB ORTHO** offers the possibility of incorporating a new functionality such as the **virtual articulator**. This tool allows diagnosing and capturing measurements and temporomandibular movements in a precise and exact way, favouring, respecting and correcting the functionality of the occlusion.



What is this software for?

The 3D orthodontic diagnosis carried out using the NemoFAB ORTHO software allows a complete study and treatment plan to be carried out respecting the aesthetics and functionality of the patient, thus being able to:



Complete your diagnosis with:

- TMJ analysis.
- Airway Analysis. Tomographic diagnostic evaluation of sleep apnea.
- Virtual X-rays. Side, Front and Panoramic.



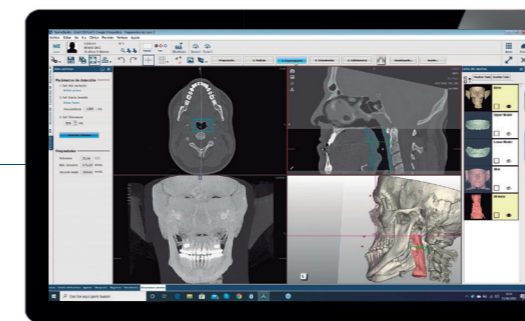
Incorporate the virtual articulator:

- Dynamic analysis of the occlusion.
- Planning in the maxillo-mandibular relationship you choose.
- Splint design.

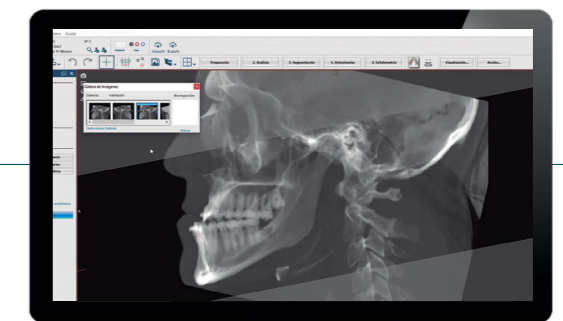


Complete your treatment with 3D Cephalometry:

- The perfect complement to the 3D planning of your setups.
- 3D and 2D photographic overlay.



Airway
analysis



RX Generation:
Lateral, Frontal and Panoramic

Why choose NemoFAB Ortho?

Choosing NemoFAB ORTHO is choosing the precision and predictability offered by digital dentistry. A cutting-edge technology that transforms dentists and adapts their practice to the new dental tools.

Jaw and maxilla segmentation

- Orientation with Dicom using the Arnett protocol or a standard one.
- TMJ: Analysis and segmentation of the airway and condyles.
- 2D and 3D cephalometric analysis.
- Virtual articulator ready to create new relationships between the mandible and the maxilla creating the perfect occlusion.
- In-depth analysis of arch contacts.



Advantages



Savings through digital models.



Greater precision and predictability in diagnosis.



Time saving thanks to orientation with DICOM.



Preparation of virtual maxillofacial orthodontics.



Precise virtual temporomandibular analysis.



Improve communication with the patient.

Possibilities



Multi-device connection with intraoral and desktop scanners.



Segmentation and semiautomatic cephalometries.



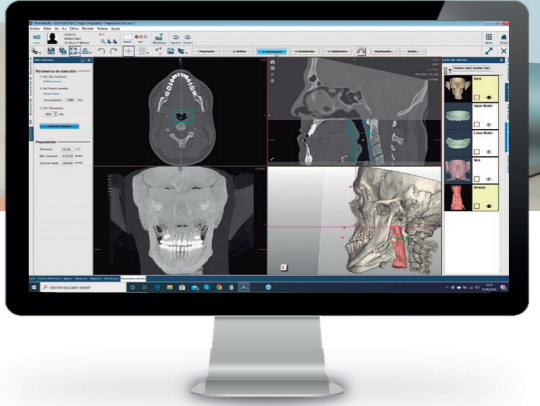
Multidisciplinary integration with NemoStudio modules.

The perfect complement for orthodontic treatments by NemoCast.

NemoFAB|Ortho \ NemoCast

NemoCast is an orthodontic software that allows everything from digital model analysis, diagnosis and digital planning, to product printing.

Together with NemoFAB Ortho, the dentist will find precision and excellence in digital planning of orthodontic treatments. A complete tool that allows a complete orthodontic diagnosis by analyzing angulations, discrepancies, Andrews, Bolton occlusion braces, etc.



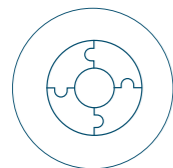
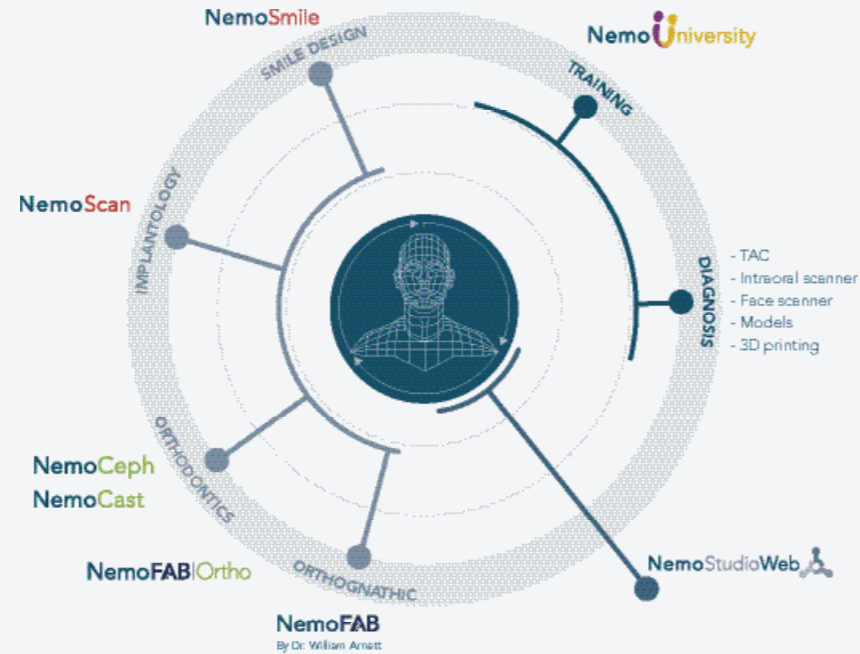
Thus, the perfect communication tool is created thanks to the simulation of the dental movement sequence, which together with the 3D photographic overlay on the DICOM file, will show us the final result of the treatment.

NemoStudio Suite



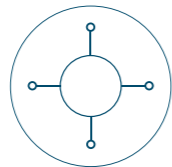
All-in-one

NemoStudio is the unique multidisciplinary digital platform for dentistry open and flexible worldwide



UNIQUE

Platform that includes all the specialities in dentistry.



OPEN

The suite is open-source and can be easily integrated with any clinical devices.



SERVICE FIRST

After-sales support and training.

About Nemotec



Nemotec is a leading Spanish technology company for the dental industry.

It was created in 1992 to provide dentists, clinics, laboratories and technology companies with flexible and open solutions to diagnose, plan, print professional dental products and communicate visually and effectively treatment plans to patients in dental specialties such as Orthodontics, Orthognathic, Implantology and Smile Design.



Currently, Nemotec has more than 50 employees from different specialities, sales in more than 70 countries and has a network of distributors spread in strategic areas worldwide.

The company presents its new version of the unique digital multidisciplinary platform for dentistry in the world known as NemoStudio. The technology of Nemotec is endorsed by prestigious professionals of different disciplines.



NemoSmile and NemoStudio Suite manufactured by Software Nemotec, S.L. Support tool on diagnosis and treatment plan, for dentistry, oral and maxillofacial surgery. Class I medical device. CE2797. No refund from the French social security. All brands are under the responsibility of their respective manufacturers. Before use, carefully read the instructions of each product. Non contractual visuals. Biotech Dental - 305, Allées de Craponne - 13300 Salon de Provence - France. A simplified company limited by shares (S.A.S.) with a capital of €24,866,417 - Corporate and Trade Register of Salon de Provence: 795 001 304 - SIRET: 795 001 304 00018 - VAT No: FR 31 79 500 13 04. Printer VALLIERE - 163, Avenue du Luxembourg - ZAC des Molières - Miramas - France. Do not throw in public areas.

www.nemotec.com